


Jarrell Independent School District District Improvement Plan

2021-2022



Mission Statement

The Jarrell community provides pathways for individual student success.

Vision

Empowering Future-Ready Citizens

Providing Opportunities

Inspiring Excellence

Cultivating Innovation

Core Beliefs

We believe:

- We are a small town with big city possibilities.
- In preparing all students for their next phase of life.
- In educating the whole child.
- Every student should have equal access to educational opportunities.
- In providing a safe, nurturing environment for all students and staff.
- In attracting, retaining, and growing exceptional staff members.

- In being fiscally responsible.
- In recognizing and honoring our rich history and traditions.
- Community support and involvement are viatal to district success.
- In modeling and promoting integrity and citizenship.

Table of Contents

- Comprehensive Needs Assessment 5
 - Demographics 5
 - Student Achievement 7
 - District Culture and Climate 13
 - Staff Quality, Recruitment, and Retention 15
 - Curriculum, Instruction, and Assessment 17
 - Parent and Community Engagement 18
 - Technology 19
- Priority Problem Statements 20
- Comprehensive Needs Assessment Data Documentation 21
- Goals 23
 - Goal 1: Jarrell ISD will empower students to think critically, communicate, create, and collaborate in order to be successful, now and in the future. 24
 - Goal 2: Jarrell ISD will Implement systems to support the social/emotional and mental health challenges of all students. 37
 - Goal 3: Jarrell ISD will create a recruiting and retention plan. 42
 - Goal 4: Jarrell ISD will accurately forecast the growth to allow the management of infrastructure, facilities and technology. 47
 - Goal 5: JISD stakeholders will build a community that is safe, respectful and responsible (SR2). 51
- District Funding Summary 54

Comprehensive Needs Assessment

Demographics

Demographics Summary

Jarrell ISD is a fast growing school district in north central Williamson County. It is located about 12 miles north of Georgetown, TX. Jarrell was founded in 1909 at the intersection of the old stagecoach road and the proposed right-of-way of the Bartlett and Western Railway. One of the largest sources of community support comes from Sun City, a retirement community in Georgetown that extends into JISD. Sun City residents are represented on the school board and at community events. As of August, 2018, 1867 students were enrolled in Jarrell ISD at four campuses. The district is projected to enroll more than 2100 students by 2019 and increase to 2989 students by the 2022 - 2023 school year. The student population is expected to reach 4503 in the next ten years. The housing market in Jarrell is growing rapidly. The city ranks 13th in the Austin New Home Ranking Report for annual home closings. In 2017, Jarrell had the most new starts in over 6 yrs. Jarrell attracts residents seeking more affordable home prices.

Demographic Change Over Time in Jarrell ISD							
(Source: TAPR 2014 - 2020)							
	African American	Hispanic	White	Two or More Races	ELL	Economically Disadvantaged	At-Risk
2014 - 2015	3.8%	45.9%	45.2%	4%	14.3%	58.4%	48.7%
2015 - 2016	3.7%	46.3%	45.3%	4.1%	14.3%	58.4%	48.7%
2016 - 2017	4.3%	48.9%	41.4%	4.7%	14.3%	56.4%	47%
2017 - 2018	5.5%	49.4%	39.9%	4.5%	13.8%	56%	38.5%
2018 - 2019	4.9%	49.8%	39.5%	4.5%	15%	57.6%	43.7%
2019 - 2020	5.4%	52%	37.5%	4.5%	17.7%	52.8%	46.3%

Teachers by Ethnicity in Jarrell ISD			
(Source: TAPR 2012 - 2020)			
	African American	Hispanic	White
2014 - 2015	3.1%	14.6%	82.2%
2015 - 2016	.9%	9.4%	89.6%

Teachers by Ethnicity in Jarrell ISD			
(Source: TAPR 2012 - 2020)			
2016 - 2017	0%	11.1%	88.9%
2017 - 2018	0%	10.8%	89.2%
2018 - 2019	0%	10%	89.2%
2019 -2020	0%	11.3%	86.8%

Demographics Strengths

Jarrell ISD supports a strong full-day Pre-Kindergarten program at the elementary school. The Pre-Kindergarten program serves economically disadvantaged students and families from the surrounding area, including Fort Hood, located in Killeen. The program began with one classroom and has expanded to four, including a bilingual classroom. JISD also provides two PPCD classes. The demand for Pre-K classrooms grows with our population. Once a classroom meets the 12 student cap, a paraprofessional is added. Jarrell ISD currently enrolls approximately 90 students in the Prek-Kindergarten program.

Pre-Kindergarten Enrollment Over Time in Jarrell ISD					
(Source: TAPR 2014 - 2020)					
	2015 - 2016	2016 - 2017	2017 - 2018	2018-2019	2019-2020
Number of students	75	80	80	98	108

The Class of 2016 4-year Graduation Rate was 98.4%. The annual dropout rate for Grades 9-12 was .2% for the 2016-2017 and 2015-2016 school years and 0% for the 2014-2015 school year. The 4-year graduation rate for all student groups has been greater than 94% and has also been above the state and region 13 rates for the past two classes.

4-Year Longitudinal Graduation Rate					
state accountability					
(source: TEA TAPR)					
	Class of 2015	Class of 2016	Class of 2017	Class of 2018	Class of 2019
All Students	98.4%	97.6%	100%	97.1	96.8
Hispanic	96.6%	94.1%	100%	97.4	98.4
White	100%	100%	100%	98.2	93.9
Special Education	*	100%	100%	100	88.9
Econ. Disad.	100%	95%	100%	94.6	95.8
EL				80	87.5

Teachers, administrators, students, and Board members responded to a district strategic planning survey. When asked about what they really value about Jarrell ISD that we have now, respondents identified several areas of importance. They value Jarrell's small size, the relationships they are able to form in JISD, and the school district's commitment to providing a quality education.

Problem Statements Identifying Demographics Needs

Problem Statement 1: Enrollment projections indicate growth that will surpass the capacity of existing facilities. **Root Cause:** Jarrell ISD is experiencing a high growth rate in student enrollment and existing facilities were constructed for capacities that have either been surpassed or will be surpassed in the next few years.

Problem Statement 2: Significant decline in the rate of attendance. **Root Cause:** COVID positive and COVID related absences.

Student Achievement

Student Achievement Summary

Accountability

The 2017-18 school year marked the first year of the new accountability system for districts, which is based on a performance domain framework where districts are rated on an A-F scale overall and in each of three domains: Academic Achievement, School Progress, and Closing the Gaps. Jarrell ISD received an overall letter grade of B (85 out of 100).

2019 District Accountability Ratings Summary		
Domain 1: Student Achievement	85	B
Domain 2: School Progress	89	B
Domain 3: Closing the Gaps	73	C
Overall	84	B

2019 JES Accountability Ratings Summary		
Domain 1: Student Achievement	65	D
Domain 2: School Progress	67	D
Domain 3: Closing the Gaps	67	D
Overall	67	D

2019 JMS Accountability Ratings Summary		
Domain 1: Student Achievement	67	D
Domain 2: School Progress	60	D
Domain 3: Closing the Gaps	36	F
Overall	58	F

2019 JHS Accountability Ratings Summary		
Domain 1: Student Achievement	86	B
Domain 2: School Progress	85	B
Domain 3: Closing the Gaps	76	C
Overall	83	B

2020 District Accountability Ratings Summary

Given the impact of COVID-19, all districts and schools received a label of Not Rated: Declared State of Disaster for their 2020 accountability ratings.

2021 District Accountability Ratings Summary

Given the impact of COVID-19, all districts and schools received a label of Not Rated: Declared State of Disaster for their 2020 accountability ratings.

Student Achievement Data Table: Index 1 (for state accountability):

Percent at Approaches Grade Level

All Grades

(source: TEA TAPR)

	All Students	African American	Hispanic	White	Two or More Races	SPED	Economically Disadvantaged	EL
2019 Reading	66	63	63	71	69	34	60	50
2018 Reading	70	66	65	77	83	43	60	*
2017 Reading	72	59	66	81	75	*	65	*
2019 Math	74	71	70	79	82	37	63	64
2018 Math	80	78	75	88	83	49	74	52
2017 Math	79	70	77	82	74	*	74	56
2019 Writing	46	25	38	58	47	22	40	31
2018 Writing	62	*	56	69	*	*	*	*
2017 Writing	59	*	57	60	62	*	51	52
2019 Science	75	62	71	83	78	42	69	58
2018 Science	75	*	71	80	*	*	70	*
2017 Science	69	77	57	81	67	38	60	37
2019 Soc Stud	70	50	67	80	57	25	60	50
2018 Soc Stud	71	*	64	79	*	*	64	*
2017 Soc Stud	78	64	69	87	*	43	71	61

*indicates results are masked due to small numbers to protect student confidentiality.

Student Achievement Data Table: Index 1 (for state accountability):

Percent at Meets Grade Level

All Grades

(source: TEA TAPR)

	All Students	African American	Hispanic	White	Two or More Races	SPED	Economically Disadvantaged	ELL
2019 Reading	35	32	29	42	44	19	29	19
2018 Reading	40	38	31	50	46	24	28	*
2017 Reading	37	31	28	47	52	*	29	*
2019 Math	38	36	33	44	39	16	30	23
2018 Math	39	49	34	45	39	20	32	12
2017 Math	34	30	27	43	50	*	26	17
2019 Writing	20	25	17	24	24	16	17	10
2018 Writing	32	*	29	34	*	*	*	*
2017 Writing	16	*	15	16	38	*	10	*
2019 Science	36	34	31	39	61	10	28	17
2018 Science	37	*	28	48	*	*	30	*
2017 Science	36	*	25	47	*	*	31	*
2019 Soc Stud	42	22	38	54	43	15	29	19
2018 Soc Stud	46	*	40	54	*	*	42	*
2017 Soc Stud	41	*	30	52	*	*	33	*

*indicates results are masked due to small numbers to protect student confidentiality.

Student Achievement Data Table: Index 1 (for state accountability):

Percent at Masters Grade Level

All Grades

(source: TEA TAPR)

	All Students	African American	Hispanic	White	Two or More Races	SPED	Economically Disadvantaged	ELL
2019 Reading	13	13	9	18	15	8	8	8
2018 Reading	12	10	10	13	23	12	8	*

Student Achievement Data Table: Index 1 (for state accountability):

Percent at Masters Grade Level

All Grades

(source: TEA TAPR)

2017 Reading	12	16	7	16	25	*	7	*
2019 Math	16	11	14	18	18	8	12	11
2018 Math	14	19	9	19	17	11	11	5
2017 Math	13	19	9	17	15	*	9	2
2019 Writing	3	0	2	2	12	5	1	0
2018 Writing	8	*	5	11	*	*	*	*
2017 Writing	*	*	*	*	*	*	*	*
2019 Science	10	7	7	14	0	4	6	1
2018 Science	11	*	6	17	*	*	6	*
2017 Science	9	*	6	13	*	*	6	*
2019 Soc Stud	15	6	12	21	14	10	13	10
2018 Soc Stud	19	*	13	28	*	*	16	*
2017 Soc Stud	17	*	9	22	*	*	11	*

*indicates results are masked due to small numbers to protect student confidentiality.

For the 2019 - 2020 school year, JISD did not match or surpass the state % Approaches Grade Level.

2017-2019 STAAR Reading						
	2017		2018		2019	
	Approaches	Meets	Approaches	Meets	Approaches	Meets
3rd Grade	64%	46 %	66%	37%	56%	23%
4th Grade	63%	37%	60%	32%	54%	24%
5th Grade	79%	40%	78%	35%	82%	43%
6th Grade	69%	28%	66%	39%	59%	23%
7th Grade	75%	28%	67%	41%	64%	36%
8th Grade	88%	57%	97%	41%	80%	51%
English 1	70%	31%	69%	44%	66%	36%
English 2	74%	*	67%	47%	67%	45%

The percentage of 3rd and 4th grade students at Meets Grade Level has decreased over the past three years. The percentage of 8th graders has increased. Fifth, 6th, 7th, English 1 and English 2 students have fluctuated over the past three years. The 4th and 5th grade cohorts have decreased since the 2017 administration.

2017-2019 STAAR Writing						
	2017		2018		2019	
	Approaches	Meets	Approaches	Meets	Approaches	Meets
4th Grade	60	*	57	27	40	13
7th Grade	58	*	68	37	53	28

Fourth grade writing scores have decreased over the past three years. The percentage of seventh grade students at approaches grade level has fluctuated. Writing has not been part of the daily schedule in the elementary grades until the 2019-2020 school year. Fourth grade schedules have included 90 minutes for Reading Language Arts and Social Studies

2017-2019 STAAR Math						
	2017		2018		2019	
	Approaches	Meets	Approaches	Meets	Approaches	Meets
3rd Grade	71	41	80	32	63	21
4th Grade	76	39	77	54	66	34
5th Grade	89	45	93	51	88	56
6th Grade	69	*	77	36	56	22
7th Grade	77	*	75	31	80	39
8th Grade	85	*	82	16	82	36
Algebra 1	70	*	79	40	84	55

The percentage of 3rd grade students at Meets Grade Level has decreased over the past three years. The percentage of students at 5th, 8th, and Algebra 1 meeting grade level standards has increased. Fourth, 6th, and 7th grade students have fluctuated over the past three years.

Student Achievement Strengths

- The High School earned an overall Accountability rating of B.
- For STAAR math, the percentage of students at 5th, 8th, and Algebra 1 meeting grade level standards has increased.
- or STAAR Reading, the percentage of students at 5th and 8th meeting grade level standards has increased from the prior school year.

Problem Statements Identifying Student Achievement Needs

Problem Statement 1: Across the district, 26% of all students achieved "Meets Grade Level or Above" on reading and math STARR assessments. Less than 20% of students who are identified as EL or Economically Disadvantaged achieved "Meets Grade Level or Above" on reading and math STARR assessments. **Root Cause:** Classroom instruction does not focus on prevention or intervention methods, targeted vocabulary, or small group instruction based on formative assessments.

Problem Statement 2: Across the district, 26% of all students achieved "Meets Grade Level or Above" on reading and math STARR assessments. Only 10% of students who are identified as Special Education achieved "Meets Grade Level or Above" on reading and math STARR assessments. **Root Cause:** Providing teachers with quality professional learning and targeted intervention strategies has not been a focus in the district.

District Culture and Climate

District Culture and Climate Summary

Jarrell ISD completed a strategic planning process. Comments were collected from school board, student, and staff surveys prior to planning.

Respondents value:

- academic and extracurricular activities
- Relationships between teachers, parents, and students
- Access to technology
- Commitment to quality education
- Small town community

Respondents want to see the following for students:

- Increased technology tools
- Increased student success
- STEM opportunities

District Culture and Climate Strengths

Respondents identified the following strengths based on the strategic planning survey.

- Endorsement plans for graduation
- High graduation rate
- Wide range of extracurricular activities and clubs
- Dedicated teachers and parents
- Everyone can have a voice
- Leadership puts students first
- Good at fiscal management
- Focused on the learning process
- College, career, and military ready
- Community service and outreach opportunities
- Working together as a staff
- Support from administration
- Strong administrative growth and guidance
- Technology forward
- Diverse community within the schools
- Easy access to teachers/administrator
- Maintaining personal relationships with staff
- Teamwork
- Relationships between students and teachers.

Personnel have been added to the Administrative team to support prents, teachers and students., including a Director of Instructional Support and a Human

Resources/Communications Director.

A second elementary is being constructed, and the district will have two, PreK-5 schools starting in the fall of 2019. Additional construction projects are underway to accommodate the rapid student growth. Classrooms are being added to the Middle School and High School, along with an auditorium at the High School.

The Jarrell ISD Education Foundation has been created.

Staff Quality, Recruitment, and Retention

Staff Quality, Recruitment, and Retention Summary

Personnel have been added to the Administrative team to support prents, teachers and students., including a Director of Instructional Support and a Human Resources/Communications Director.

As the student population grows, Jarrell ISD will add additional teaching staff. Staff retention is a district priority. JISD has a higher percentage of teachers with 1--5, years of experience than any other group, but 45.1% of teachers have 6 or more years of experience.

JISD Teachers - Years of Experience

(2019-2020 TAPR Report)

	Beginning Teachers	1-5 Years Experience	6-10 years experience	11-20 years experience	Over 20 years experience	Average years experience	Average years experience in the district
JISD	10.3%	34.2%	20.1%	25%	10.4%	8.8 years	3.9 years
State	7.4%	27.9%	19.4%	29.4%	15.9%	11.1 years	7.2 years

Staff Quality, Recruitment, and Retention Strengths

Teacher recruitment and retention is an area that the district if focusing on through improved hiring communications and practices. Programs, such as the New Teacher Induction Program and Teacher Mentor program have been established to support teachers.

Teacher Turnover Rate

(source: TEA TAPR)

2014 - 2015	26.8%
2015 - 2016	14.3%
2016 - 2017	23.9%
2018 - 2019	35.5%
2019 - 2020	18.5%

Problem Statements Identifying Staff Quality, Recruitment, and Retention Needs

Problem Statement 1: Teacher turn over was 18.5% this past school year, compared to state average of 13.9%. **Root Cause:** Teacher turn over rate is a national concern. At the district-level, there is a need to further improve local supports to deter turnover, including intentional onboarding, mentorship, PLCs, regulating workloads, competitive compensation and benefits, and professional development opportunities.

Curriculum, Instruction, and Assessment

Curriculum, Instruction, and Assessment Summary

- JISD has created scope and sequence documents for core content areas for grades K-12. The Learning Resources Center website has been created to house and communicate curriculum and instruction resources. The instructional coach program has expanded to the middle and high schools.
- Campus assessment calendars have been established to ensure the benchmark and common assessments are scheduled. Data talks are implemented following campus assessments to plan targeted instruction for students.

Curriculum, Instruction, and Assessment Strengths

- JISD has created scope and sequence documents for core content areas for grades K-12. The Learning Resources Center website has been created to house and communicate curriculum and instruction resources. The instructional coach program has expanded to the middle and high schools.
- Campus assessment calendars have been established to ensure the benchmark and common assessments are scheduled. Data talks are implemented following campus assessments to plan targeted instruction for students.
- Principals, teachers, and instructional coaching staff are involved with data talks.
- The middle school principal has implemented teacher reflection forms to analyze data and document intervention strategies.
- The district and campuses continue to invest in instructional resources to support Tier 1 and 2 instruction.
- Ongoing, embedded professional development is provided to teachers to train on the use of new resources and the implementation of best practices.

Problem Statements Identifying Curriculum, Instruction, and Assessment Needs

Problem Statement 1: Student participation (4.3%) in gifted and talented services does not equitably reflect all populations in Jarrell ISD and is significantly lower than state (8.5%) participation. **Root Cause:** Training and emphasis on identification tools has not been emphasized. There is limited programming support at the elementary grade levels.

Parent and Community Engagement

Parent and Community Engagement Summary

The Jarrell ISD Education Foundation has been created that includes members of the community. The district partners with parents, community and business members on a variety of initiatives including strategic planning, Teacher of the Year, booster clubs, PTO, career events, parent education, and family nights.

Parent and Community Engagement Strengths

The Jarrell ISD Education Foundation has been created that includes members of the community. The district partners with parents, community and business members on a variety of initiatives including strategic planning, Teacher of the Year, booster clubs, PTO, career events, parent education, and family nights.

Problem Statements Identifying Parent and Community Engagement Needs

Problem Statement 1: Parent involvement in planning and decision-making has been limited. **Root Cause:** There is a need to better communicate and encourage involvement in parent engagement opportunities (i.e., CEIC, PTO) at the campus and District level.

Technology

Technology Summary

- Jarrell ISD is a Google District. High school students are one-to-one access to technology devices. Middle School students have access to a Chromebook in each classroom. PreK-5 students use Chrome boxes, while 3rd-5th grade students have access to desktops and Chromebooks.
- Google Classroom is used at grades K-12 to support remote and in-person instruction.
- The Technology department is working to provide a variety of digital tools to all PreK-12 students to teach coding skills, develop computational thinking, and support instruction.

Technology Strengths

- Google Classroom is used at grades K-12 to support remote and in-person instruction.
- The Technology department is working to provide a variety of digital tools to all PreK-12 students to teach coding skills, develop computational thinking, and support instruction.
- Wifi hotspots and Chromebooks have been provided to all students who do not have access.

Problem Statements Identifying Technology Needs

Problem Statement 1: There is a lack of technology training and consistency across the district. **Root Cause:** Training and support for technology platforms are limited and the problem is compounded by the lack of a one-to-one device ratio.

Priority Problem Statements

Comprehensive Needs Assessment Data Documentation

The following data were used to verify the comprehensive needs assessment analysis:

Improvement Planning Data

- District goals
- Campus goals
- HB3 Reading and math goals for PreK-3
- HB3 CCMR goals
- Performance Objectives with summative review (prior year)
- Campus/District improvement plans (current and prior years)
- State and federal planning requirements
- Covid-19 Factors and/or waivers

Accountability Data

- Texas Academic Performance Report (TAPR) data
- Effective Schools Framework data
- Accountability Distinction Designations
- Federal Report Card Data

Student Data: Assessments

- State and federally required assessment information
- (STAAR) current and longitudinal results, including all versions
- STAAR End-of-Course current and longitudinal results, including all versions
- STAAR released test questions
- STAAR EL progress measure data
- Texas English Language Proficiency Assessment System (TELPAS) and TELPAS Alternate results
- Texas Primary Reading Inventory (TPRI), Tejas LEE, or other alternate early reading assessment results
- Postsecondary college, career or military-ready graduates
- Texas Success Initiative (TSI) data for postsecondary/college-ready graduates data
- Advanced Placement (AP) and/or International Baccalaureate (IB) assessment data
- SAT and/or ACT assessment data
- PSAT
- Student Success Initiative (SSI) data for Grades 5 and 8
- SSI: Istation Indicators of Progress (ISIP) accelerated reading assessment data for Grades 3-5 (TEA approved statewide license)
- Local benchmark or common assessments data
- Running Records results
- Observation Survey results
- Istation Indicators of Progress (ISIP) reading assessment data for Grades PK-2
- Texas approved PreK - 2nd grade assessment data

Student Data: Student Groups

- Economically Disadvantaged / Non-economically disadvantaged performance, progress, and participation data

- Special education/non-special education population including discipline, progress and participation data
- Migrant/non-migrant population including performance, progress, discipline, attendance and mobility data
- At-risk/non-at-risk population including performance, progress, discipline, attendance, and mobility data
- EL/non-EL or LEP data, including academic achievement, progress, support and accommodation needs, race, ethnicity, gender, etc.
- Section 504 data
- Homeless data
- Gifted and talented data
- Dyslexia Data
- Response to Intervention (RtI) student achievement data

Student Data: Behavior and Other Indicators

- Completion rates and/or graduation rates data
- Annual dropout rate data
- Attendance data
- Mobility rate, including longitudinal data
- Discipline records
- Violence and/or violence prevention records
- Student surveys and/or other feedback
- Class size averages by grade and subject
- School safety data

Employee Data

- Professional learning communities (PLC) data
- Staff surveys and/or other feedback
- Teacher/Student Ratio
- State certified and high quality staff data
- Campus leadership data
- Professional development needs assessment data
- Evaluation(s) of professional development implementation and impact
- TTESS data

Parent/Community Data

- Parent surveys and/or other feedback
- Community surveys and/or other feedback

Support Systems and Other Data




- Processes and procedures for teaching and learning, including program implementation
- Communications data
- Budgets/entitlements and expenditures data
- Study of best practices





Goals






Goal 1: Jarrell ISD will empower students to think critically, communicate, create, and collaborate in order to be successful, now and in the future.

Performance Objective 1: The percent of ALL students that score meets grade level or above on STAAR Reading and Math combined will increase 10% from 26% to 36% by June 2022 and at least 10 percentage points in each subgroup.

Evaluation Data Sources: Interim Assessments
STAAR Assessments
District Assessments

Strategy 1 Details	Reviews			
<p>Strategy 1: Improve math instructional practices in the classroom by providing targeted professional learning that is content focused, incorporates active learning, uses models of effective practice (guided math), and provides coaching and expert support.</p> <p>Strategy's Expected Result/Impact: Improve math instructional practices to increase student achievement.</p> <p>Staff Responsible for Monitoring: Teaching & Learning</p>	Formative			Summative
	Oct	Jan	Apr	June
				
Strategy 2 Details	Reviews			
<p>Strategy 2: Improve reading instructional practices in the classroom by providing targeted professional learning that is content focused, incorporates active learning, uses models of effective practice (guided reading), and provides coaching and expert support.</p> <p>Strategy's Expected Result/Impact: Improve reading instructional practices to increase student achievement.</p> <p>Staff Responsible for Monitoring: Teaching & Learning</p>	Formative			Summative
	Oct	Jan	Apr	June
				
Strategy 3 Details	Reviews			
<p>Strategy 3: Utilize instructional coaches at all campuses to support high impact instructional strategies, establish coaching cycles, develop campus specific goals, and provide instructional support to teachers, with emphasis on reading and math instruction.</p> <p>Strategy's Expected Result/Impact: Improve Tier I instructional practices</p> <p>Staff Responsible for Monitoring: Teaching & Learning</p>	Formative			Summative
	Oct	Jan	Apr	June
				

Strategy 4 Details	Reviews			
<p>Strategy 4: Ensure support for continued implementation and improvement of JISD Cougar Curriculum, which aligns to the TEKS and establishes rigorous standards through performance assessments including state interim assessments.</p> <p>Strategy's Expected Result/Impact: Increase teacher knowledge of grade level standards.</p> <p>Staff Responsible for Monitoring: Teaching & Learning</p>	Formative			Summative
	Oct	Jan	Apr	June
				
Strategy 5 Details	Reviews			
<p>Strategy 5: Support and coach campuses to analyze and understand data from state assessments, district and campus assessments, universal screeners, survey results, and qualitative campus and district data from walk through observations.</p> <p>Strategy's Expected Result/Impact: Improve practices of data conversations and data driven instructional planning practices.</p> <p>Staff Responsible for Monitoring: Teaching & Learning Superintendent</p>	Formative			Summative
	Oct	Jan	Apr	June
				
Strategy 6 Details	Reviews			
<p>Strategy 6: Evaluate the current intervention structure and student services on each campus to develop cohesive and consistent district RtI guidelines. Ensure that teachers are trained to implement intervention curriculum resources during Tier 2 instruction.</p> <p>Strategy's Expected Result/Impact: Improve Tier 2 instructional practices.</p> <p>Staff Responsible for Monitoring: Teaching & Learning State & Federal Programs - RtI</p> <p>Funding Sources: Interventionist Support - 199 General Fund: SCE - \$310,000, Reading Interventionist (Igo and JES) - 211 Title I, Part A - \$120,000</p>	Formative			Summative
	Oct	Jan	Apr	June
				
Strategy 7 Details	Reviews			
<p>Strategy 7: Implement and support universal screeners and progress monitoring tools in grades K-8 including mCLASS, Istation, Star Renaissance, ST Math, Amplify Reading, and Reflex Math.</p> <p>Strategy's Expected Result/Impact: Provide teachers with targeted data to support small group instruction.</p> <p>Staff Responsible for Monitoring: Teaching & Learning Instructional Coaches</p>	Formative			Summative
	Oct	Jan	Apr	June
				

Strategy 8 Details	Reviews			
Strategy 8: JISD will implement PLCs on each campus providing teachers with equitable planning time to support high quality student instruction. Strategy's Expected Result/Impact: Improve teacher planning for targeted high quality instructional practices. Staff Responsible for Monitoring: Superintendent Teaching & Learning Campus Principals	Formative			Summative
	Oct	Jan	Apr	June
				
 No Progress  Accomplished  Continue/Modify  Discontinue				

Goal 1: Jarrell ISD will empower students to think critically, communicate, create, and collaborate in order to be successful, now and in the future.



Performance Objective 2: HB 3 Goal: The percent of 3rd grade students that score meets grade level or above on STAAR Reading will increase from 24% to 40% by June 2022.








HB3 Goal

Evaluation Data Sources: Interim Assessments

STAAR Assessments

District Assessments

Strategy 1 Details	Reviews			
Strategy 1: Implement mCLASS early reading screener at grades K-5 Strategy's Expected Result/Impact: Collect data for K-5 literacy. Staff Responsible for Monitoring: Teaching & Learning Funding Sources: Amplify mCLASS (Grades 3-5 at Igo and JES) - 199 General Fund: SCE - \$14,438	Formative			Summative
	Oct	Jan	Apr	June
				
Strategy 2 Details	Reviews			
Strategy 2: Provide systematic and differentiated campus support and training for mCLASS and Amplify Reading data analysis. Strategy's Expected Result/Impact: Improve the use of data to inform instructional practices. Staff Responsible for Monitoring: Teaching & Learning Instructional Coaches Funding Sources: Amplify Reading (Grades 3-5 at Igo and JES) - 199 General Fund: SCE - \$15,719	Formative			Summative
	Oct	Jan	Apr	June
				









Strategy 3 Details	Reviews			
<p>Strategy 3: Monitor instructional implementation of the workshop model, focused on Guided Reading, using walk through look-for with campus administration team</p> <p>Strategy's Expected Result/Impact: Improve reading instructional practices in Tier 1 instruction.</p> <p>Staff Responsible for Monitoring: Teaching & Learning Instructional Coaches</p> <p>Funding Sources: Heggerty (Phonemic Awareness Curriculum) - 199 General Fund: SCE - \$587.74, Academic Therapy Publications (Decodable Readers) - 199 General Fund: SCE - \$3,930.85</p>	Formative			Summative
	Oct	Jan	Apr	June
				
Strategy 4 Details	Reviews			
<p>Strategy 4: Analyze mCLASS and Interim data to ensure alignment between curriculum, instruction, and assessment.</p> <p>Strategy's Expected Result/Impact: Use data from mCLASS to improve processes.</p> <p>Staff Responsible for Monitoring: Teaching & Learning Instructional Coaches</p>	Formative			Summative
	Oct	Jan	Apr	June
				
Strategy 5 Details	Reviews			
<p>Strategy 5: Continue to implement Texas Reading Academies to ensure all Kindergarten through 3rd grade teachers and elementary administrators will be trained by the 2022-2023 school year.</p> <p>Strategy's Expected Result/Impact: Improve literacy and phonics instructional practices.</p> <p>Staff Responsible for Monitoring: Teaching & Learning Reading Academy Cohort Leader</p>	Formative			Summative
	Oct	Jan	Apr	June
				
<div style="display: flex; justify-content: space-around; align-items: center;">  No Progress  Accomplished  Continue/Modify  Discontinue </div>				

Goal 1: Jarrell ISD will empower students to think critically, communicate, create, and collaborate in order to be successful, now and in the future.

Performance Objective 3: HB 3 Goal: The percent of 3rd grade students that score meets grade level or above on STAAR Math will increase from 14% to 25% by June 2022.

HB3 Goal

Evaluation Data Sources: Interim Assessments
STAAR Assessments
District Assessments





Strategy 1 Details	Reviews			
Strategy 1: Continue implementation of Istation Math early fluency screeners. Strategy's Expected Result/Impact: Improved data to plan for the instructional needs of students Staff Responsible for Monitoring: Teaching & Learning Instructional Coaches Funding Sources: iStation Math - 199 General Fund: SCE - \$10,503	Formative			Summative
	Oct	Jan	Apr	June
				
Strategy 2 Details	Reviews			
Strategy 2: Provide systematic and differentiated campus support and training for Istation data analysis. Strategy's Expected Result/Impact: Improve the use of data driven instructional planning Staff Responsible for Monitoring: Teaching & Learning Instructional Coaches	Formative			Summative
	Oct	Jan	Apr	June
				
Strategy 3 Details	Reviews			
Strategy 3: Analyze Istation and Interim data to ensure alignment between curriculum, instruction, and assessment. Strategy's Expected Result/Impact: Use data from Istation to improve processes. Staff Responsible for Monitoring: Teaching & Learning Instructional Coaches	Formative			Summative
	Oct	Jan	Apr	June
				
Strategy 4 Details	Reviews			
Strategy 4: Monitor instructional implementation of the workshop model, focused on Guided Math, using walk through look-for with campus administration team Strategy's Expected Result/Impact: Improve math instructional practices in Tier 1 instruction. Staff Responsible for Monitoring: Teaching & Learning Instructional Coaches Funding Sources: Explore Learning (Reflex Math and Frax) - 199 General Fund: SCE - \$6,831	Formative			Summative
	Oct	Jan	Apr	June
				
 No Progress  Accomplished  Continue/Modify  Discontinue				








Goal 1: Jarrell ISD will empower students to think critically, communicate, create, and collaborate in order to be successful, now and in the future.









Performance Objective 4: HB 3 Goal: The percent of graduates that meet the criteria for CCMR will increase to 60%, and by at least 10 percentage points in each subgroup by June 2022.

HB3 Goal

Evaluation Data Sources: CCMR data
 College exam data
 Internal data from CCMR Coordinator

Strategy 1 Details	Reviews			
<p>Strategy 1: Increase the number of students earning IBCs to better prepare students for post-secondary opportunities with workforce and higher education.</p> <p>Strategy's Expected Result/Impact: Increase number of students earning IBCs</p> <p>Staff Responsible for Monitoring: CCMR Coordinator Teaching & Learning State & Federal Programs</p>	Formative			Summative
	Oct	Jan	Apr	June
				
Strategy 2 Details	Reviews			
<p>Strategy 2: Complete and submit a Comprehensive Local Needs Assessment (CLNA) evaluating CTE Learners' performance through partnership with an SSA with Region XIII</p> <p>Strategy's Expected Result/Impact: Evaluate needs for CTE in JISD</p> <p>Staff Responsible for Monitoring: CCMR Coordinator Teaching & Learning State & Federal Programs</p>	Formative			Summative
	Oct	Jan	Apr	June
				
Strategy 3 Details	Reviews			
<p>Strategy 3: Assess current participation rates of AP courses and the correlation to participation and passing rates of exams, and research ways to improve AP exam participation and performance.</p> <p>Strategy's Expected Result/Impact: Improve AP participation and performance</p> <p>Staff Responsible for Monitoring: CCMR Coordinator Teaching & Learning State & Federal Programs</p>	Formative			Summative
	Oct	Jan	Apr	June
				
Strategy 4 Details	Reviews			
<p>Strategy 4: Assess current participation rates of OnRamps courses and the correlation to participation and passing rates of exams, and research ways to improve OnRamps participation and performance.</p> <p>Strategy's Expected Result/Impact: Improve OnRamps participation and performance</p> <p>Staff Responsible for Monitoring: CCMR Coordinator Teaching & Learning State & Federal Programs</p>	Formative			Summative
	Oct	Jan	Apr	June
				

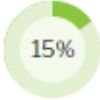



Strategy 5 Details	Reviews			
<p>Strategy 5: Assess current participation rates of Dual Credit courses and the correlation to participation and passing rates of exams, and research ways to improve Dual Credit participation and performance.</p> <p>Strategy's Expected Result/Impact: Improve Dual Credit participation and performance</p> <p>Staff Responsible for Monitoring: CCMR Coordinator Teaching & Learning State & Federal Programs</p>	Formative			Summative
	Oct	Jan	Apr	June
				
Strategy 6 Details	Reviews			
<p>Strategy 6: Create a comprehensive professional learning plan to deepen understanding of TSIA for English 4 and Math teachers.</p> <p>Strategy's Expected Result/Impact: Increase teacher knowledge of the test to support classroom instruction and improve TSIA scores.</p> <p>Staff Responsible for Monitoring: CCMR Coordinator Teaching & Learning State & Federal Programs</p>	Formative			Summative
	Oct	Jan	Apr	June
				
Strategy 7 Details	Reviews			
<p>Strategy 7: Implement PSAT and SAT testing opportunities for students during the school day.</p> <p>Strategy's Expected Result/Impact: Increase opportunities for students to take college readiness exams.</p> <p>Staff Responsible for Monitoring: CCMR Coordinator Teaching & Learning State & Federal Programs</p>	Formative			Summative
	Oct	Jan	Apr	June
				
Strategy 8 Details	Reviews			
<p>Strategy 8: Restructure TSIA testing practices to give students more opportunities to sit and pass the test.</p> <p>Strategy's Expected Result/Impact: Increase opportunities for students to take college readiness exams.</p> <p>Staff Responsible for Monitoring: CCMR Coordinator Teaching & Learning State & Federal Programs</p>	Formative			Summative
	Oct	Jan	Apr	June
				
Strategy 9 Details	Reviews			
<p>Strategy 9: Partner with high school counselors to communicate the importance of CCMR readiness and educate students and parents on course selections effecting post secondary readiness.</p> <p>Strategy's Expected Result/Impact: Increase awareness of college readiness importance for all stakeholders.</p> <p>Staff Responsible for Monitoring: CCMR Coordinator Teaching & Learning State & Federal Programs</p>	Formative			Summative
	Oct	Jan	Apr	June
				






Strategy 10 Details	Reviews			
Strategy 10: Continue to offer ASVAB testing opportunities for students at least twice a year. Strategy's Expected Result/Impact: Provide opportunities for students to take ASVAB. Staff Responsible for Monitoring: CCMR Coordinator Teaching & Learning State & Federal Programs	Formative			Summative
	Oct	Jan	Apr	June
				
Strategy 11 Details	Reviews			
Strategy 11: Refine recruitment efforts to increase overall student enrollment and student diversity in advanced courses Strategy's Expected Result/Impact: Identify gaps and create targeted plan to improve equitable student enrollment Staff Responsible for Monitoring: CCMR Coordinator Teaching & Learning State & Federal Programs	Formative			Summative
	Oct	Jan	Apr	June
				
Strategy 12 Details	Reviews			
Strategy 12: Provide support for all students in being college, career, and military ready including offering College Bridge, boot camps, and college test prep sessions. Strategy's Expected Result/Impact: Improve student performance on college entrance exams. Staff Responsible for Monitoring: CCMR Coordinator Teaching & Learning State & Federal Programs	Formative			Summative
	Oct	Jan	Apr	June
				
Strategy 13 Details	Reviews			
Strategy 13: Investigate opportunities to add construction trades program of study. Strategy's Expected Result/Impact: Create opportunities with programs of study that align with workforce trends and student interest. Staff Responsible for Monitoring: Teaching & Learning State & Federal Programs	Formative			Summative
	Oct	Jan	Apr	June
				
 No Progress  Accomplished  Continue/Modify  Discontinue				

Goal 1: Jarrell ISD will empower students to think critically, communicate, create, and collaborate in order to be successful, now and in the future.

Performance Objective 5: Achievement gaps for English Learner (EL) student populations in the English as a Second Language (ESL) program, Bilingual program, and Dual Language program will decrease by 10% or greater at the meets or above standard to reach the target level in reading and math.

Evaluation Data Sources: Interim Assessments



Strategy 1 Details	Reviews			
<p>Strategy 1: Implement early literacy and fluency screeners and instructional resources in K-5 grade levels for all English Learners.</p> <p>Strategy's Expected Result/Impact: Collect data for targeted small group instruction.</p> <p>Staff Responsible for Monitoring: Teaching & Learning Bilingual/ESL Coordinator</p> <p>Funding Sources: Imagine Espanol (Grades PK-2 Bilingual) - 199 General Fund: SCE - \$15,000</p>	Formative			Summative
	Oct	Jan	Apr	June
				
Strategy 2 Details	Reviews			
<p>Strategy 2: Develop and articulate a clear learning model for English Learners by June 2022.</p> <p>Strategy's Expected Result/Impact: Improve understanding of the different learning models.</p> <p>Staff Responsible for Monitoring: Teaching & Learning Bilingual/ESL Coordinator</p>	Formative			Summative
	Oct	Jan	Apr	June
				
Strategy 3 Details	Reviews			
<p>Strategy 3: Support professional learning for teachers to support English Learner's academic growth including how to use targeted instructional strategies. (Sheltered Instruction)</p> <p>Strategy's Expected Result/Impact: Improve classroom instructional strategies.</p> <p>Staff Responsible for Monitoring: Teaching & Learning Bilingual/ESL Coordinator</p>	Formative			Summative
	Oct	Jan	Apr	June
				
Strategy 4 Details	Reviews			
<p>Strategy 4: Identify and implement strategies to increase English Learner parent engagement.</p> <p>Strategy's Expected Result/Impact: Improve parent engagement with increased parent communication and parent nights.</p> <p>Staff Responsible for Monitoring: Teaching & Learning Bilingual/ESL Coordinator</p> <p>Funding Sources: Bilingual ESL Student Support Specialist - 263 Title III, LEP - \$35,000</p>	Formative			Summative
	Oct	Jan	Apr	June
				

Strategy 5 Details	Reviews			
Strategy 5: Analyze current systems of support for secondary English Learners and identify areas to strengthen including ESOL curriculum. Strategy's Expected Result/Impact: Improve student performance with quality curriculum support. Staff Responsible for Monitoring: Teaching & Learning Bilingual/ESL Coordinator	Formative			Summative
	Oct	Jan	Apr	June
				
 No Progress  Accomplished  Continue/Modify  Discontinue				

Goal 1: Jarrell ISD will empower students to think critically, communicate, create, and collaborate in order to be successful, now and in the future.

Performance Objective 6: Increase participation in the gifted and talented program and support skills development for placement in advanced academics.

Evaluation Data Sources: District Gifted and Talented Evaluation
 District Gifted and Talented Guidelines
 District data for student participation

Strategy 1 Details	Reviews			
Strategy 1: Identify and update assessments used to identify students qualifying for gifted and talented services, and provide training to staff administering assessments. Strategy's Expected Result/Impact: Provide equitable opportunities for students to qualify for GT. Staff Responsible for Monitoring: Teaching & Learning State & Federal Programs	Formative			Summative
	Oct	Jan	Apr	June
				
Strategy 2 Details	Reviews			
Strategy 2: Provide training and support for targeted professional learning including GT 30-hour initial training and 6-hour yearly update. Strategy's Expected Result/Impact: Ensure all teachers are certified to provide GT services. Staff Responsible for Monitoring: Teaching & Learning State & Federal Programs	Formative			Summative
	Oct	Jan	Apr	June
				
Strategy 3 Details	Reviews			
Strategy 3: Develop and implement a gifted and talented program for JISD in alignment with the Texas State Plan. Strategy's Expected Result/Impact: Improve the GT program and ensure their is quality program for students. Staff Responsible for Monitoring: Teaching & Learning	Formative			Summative
	Oct	Jan	Apr	June


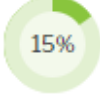





State & Federal Programs				
No Progress Accomplished Continue/Modify Discontinue				

Goal 1: Jarrell ISD will empower students to think critically, communicate, create, and collaborate in order to be successful, now and in the future.

Performance Objective 7: Increase student achievement and access to general curriculum for all special education students. Student achievement for all students in special education will improve by 10% in all areas.

Evaluation Data Sources: Interim Assessments
STAAR Assessments
District Assessments






Strategy 1 Details	Reviews			
Strategy 1: Provide focused staff development and support for differentiated instruction. Strategy's Expected Result/Impact: Improve Tier 1 instructional practices. Staff Responsible for Monitoring: Special Education	Formative			Summative
	Oct	Jan	Apr	June
Strategy 2 Details	Reviews			
Strategy 2: Streamline referral and identification processes, as well as supports for students. Strategy's Expected Result/Impact: Improve process and timeline for student identification. Staff Responsible for Monitoring: Special Education	Formative			Summative
	Oct	Jan	Apr	June







Strategy 3 Details	Reviews			
Strategy 3: Provide quality interventions specific to the specialized instructional needs of students served through Special Education. Strategy's Expected Result/Impact: Support students with targeted needs and creating quality intervention supports and plans. Staff Responsible for Monitoring: Special Education	Formative			Summative
	Oct	Jan	Apr	June
				
Strategy 4 Details	Reviews			
Strategy 4: Monthly vertical meetings for special education teachers to discuss process. Strategy's Expected Result/Impact: Improve processes and communication within the department. Staff Responsible for Monitoring: Special Education	Formative			Summative
	Oct	Jan	Apr	June
				
Strategy 5 Details	Reviews			
Strategy 5: Weekly special education team meetings to provide updates on assessment and IEP development. Strategy's Expected Result/Impact: Improve processes and communication within the department. Staff Responsible for Monitoring: Special Education	Formative			Summative
	Oct	Jan	Apr	June
				
 No Progress  Accomplished  Continue/Modify  Discontinue				

Goal 1: Jarrell ISD will empower students to think critically, communicate, create, and collaborate in order to be successful, now and in the future.

Performance Objective 8: Ensure the availability of a guaranteed and viable curriculum, the use of high quality instructional strategies, and the use of innovative teaching practices and programs to meet the instructional needs of all student populations.

Evaluation Data Sources: JISD Cougar Curriculum
Classroom walks



Strategy 1 Details	Reviews			
<p>Strategy 1: Provide PLC implementation and support for curriculum processes, which aligns to the TEKS and establishes priority standards and high quality performance assessments on all campuses.</p> <p>Strategy's Expected Result/Impact: High quality instructional lessons provided in every classroom aligned to grade level standards.</p> <p>Staff Responsible for Monitoring: Teaching & Learning Campus Principals</p>	Formative			Summative
	Oct	Jan	Apr	June
				
Strategy 2 Details	Reviews			
<p>Strategy 2: Continue to develop and implement JISD Cougar Curriculum through teacher cohorts, PLCs, and summer academy of learning.</p> <p>Strategy's Expected Result/Impact: Improve curriculum alignment and resources.</p> <p>Staff Responsible for Monitoring: Teaching & Learning</p>	Formative			Summative
	Oct	Jan	Apr	June
				
Strategy 3 Details	Reviews			
<p>Strategy 3: Identify and align priority standards for the district in the core content areas by June 2022.</p> <p>Strategy's Expected Result/Impact: Improve instructional practices and understanding of standards with a focus on priorities for student mastery.</p> <p>Staff Responsible for Monitoring: Teaching & Learning</p>	Formative			Summative
	Oct	Jan	Apr	June
				
Strategy 4 Details	Reviews			
<p>Strategy 4: Align instructional resources to each unit within JISD Cougar Curriculum.</p> <p>Strategy's Expected Result/Impact: High quality resources being used in alignment with curriculum.</p> <p>Staff Responsible for Monitoring: Teaching & Learning</p>	Formative			Summative
	Oct	Jan	Apr	June
				
Strategy 5 Details	Reviews			
<p>Strategy 5: Ensure all core content areas have a YAAG and units of study for each course.</p> <p>Strategy's Expected Result/Impact: Provide all core content teachers with access to a high quality curriculum and ensure grade level content is being taught in all classrooms.</p> <p>Staff Responsible for Monitoring: Teaching & Learning</p>	Formative			Summative
	Oct	Jan	Apr	June
				







Strategy 6 Details	Reviews			
Strategy 6: Continue to provide high quality instructional resources that include digital access to multiple platforms, thus providing students with access to instructional material at all times. Strategy's Expected Result/Impact: Improve teacher access to high quality instructional resources . Staff Responsible for Monitoring: Teaching & Learning Instructional Support	Formative			Summative
	Oct	Jan	Apr	June
				
Strategy 7 Details	Reviews			
Strategy 7: Begin development of a standards based report card for grades K-1. Strategy's Expected Result/Impact: Create a better system for communicating student mastery in early elementary. Staff Responsible for Monitoring: Teaching & Learning	Formative			Summative
	Oct	Jan	Apr	June
				
 No Progress  Accomplished  Continue/Modify  Discontinue				

Goal 2: Jarrell ISD will Implement systems to support the social/emotional and mental health challenges of all students.

Performance Objective 1: Continue to enhance parent outreach, educational opportunities, and resources for parents, students, and staff.

Evaluation Data Sources: Clinic data
Resource List
Parent participation data

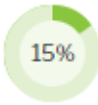

Strategy 1 Details	Reviews			
Strategy 1: Maintain a collaborative website to offer a repository for all mental/behavioral, social-emotional learning and counseling resources, and supports for parents and students Strategy's Expected Result/Impact: Improve communication about resources. Staff Responsible for Monitoring: State & Federal Programs	Formative			Summative
	Oct	Jan	Apr	June
				
Strategy 2 Details	Reviews			
Strategy 2: Provide parent education conference style learning opportunities to include training pertaining to conflict resolution. Strategy's Expected Result/Impact: Inform and educate parents about opportunities. Staff Responsible for Monitoring: State & Federal Programs	Formative			Summative
	Oct	Jan	Apr	June
				






Strategy 3 Details	Reviews			
Strategy 3: Maintain partnerships with local agencies and organizations who provide resources and supports to our students and families including mentoring, internships, and financial assistance (ie., Bluebonnet Trails, STARRY, etc) Strategy's Expected Result/Impact: Increase and provide resources for community. Staff Responsible for Monitoring: State & Federal Programs	Formative			Summative
	Oct	Jan	Apr	June
				
Strategy 4 Details	Reviews			
Strategy 4: Enhance communication and awareness to promote Community Clinic by maintaining partnerships with Bluebonnet Trails and Texas A&M School of Nursing. Strategy's Expected Result/Impact: Provide local mental and physical care. Staff Responsible for Monitoring: State & Federal Programs	Formative			Summative
	Oct	Jan	Apr	June
				
 No Progress  Accomplished  Continue/Modify  Discontinue				

Goal 2: Jarrell ISD will Implement systems to support the social/emotional and mental health challenges of all students.

Performance Objective 2: Increase student support for social and emotional connections to campus involvement.

Evaluation Data Sources: Attendance, behavior, and discipline reports.





Strategy 1 Details	Reviews			
Strategy 1: Provide explicit instruction of SEL competencies using Early Act First Knight, Second Step and other curriculum. Strategy's Expected Result/Impact: Improve well being of students. Staff Responsible for Monitoring: State & Federal Programs	Formative			Summative
	Oct	Jan	Apr	June
				
Strategy 2 Details	Reviews			
Strategy 2: Provide to all students, to include DAEP students, access to individual and small group counseling. Strategy's Expected Result/Impact: Internal support for all students. Staff Responsible for Monitoring: State & Federal Programs	Formative			Summative
	Oct	Jan	Apr	June
				






Strategy 3 Details	Reviews			
Strategy 3: Allow school counselors to spend 80% of their time on counseling related tasks, in accordance with SB 179 Strategy's Expected Result/Impact: Ensure counselors time is best spent for students and in compliance with SB 179. Staff Responsible for Monitoring: State & Federal Programs	Formative			Summative
	Oct	Jan	Apr	June
				
 No Progress  Accomplished  Continue/Modify  Discontinue				

Goal 2: Jarrell ISD will Implement systems to support the social/emotional and mental health challenges of all students.

Performance Objective 3: Continue to offer and support professional learning opportunities for staff targeted to social and emotional support for students.

Evaluation Data Sources: Mental Health services offered
 Participation and support from outside agencies




Strategy 1 Details	Reviews			
Strategy 1: Provide compliance training to staff on suicide prevention, bullying/cyberbullying awareness and prevention, dating violence, sexual harassment, sexual misconduct through safe schools. Strategy's Expected Result/Impact: Staff awareness and better recognition of student needs. Staff Responsible for Monitoring: State & Federal Programs	Formative			Summative
	Oct	Jan	Apr	June
				
Strategy 2 Details	Reviews			
Strategy 2: Utilize and provide educational material and materials on the dangers of dating violence, including how to seek help and report. Strategy's Expected Result/Impact: Awareness and better recognition of dating violence. Staff Responsible for Monitoring: State & Federal Programs Assistant Superintendent	Formative			Summative
	Oct	Jan	Apr	June
				
Strategy 3 Details	Reviews			
Strategy 3: Increase professional learning opportunities for Social/Emotional Learning, Restorative Practices, and Trauma Informed Practices. Strategy's Expected Result/Impact: All staff awareness and better recognition of student needs.	Formative			Summative
	Oct	Jan	Apr	June

Staff Responsible for Monitoring: State & Federal Programs				
<div style="display: flex; justify-content: space-around; align-items: center;">  No Progress  Accomplished  Continue/Modify  Discontinue </div>				

Goal 2: Jarrell ISD will Implement systems to support the social/emotional and mental health challenges of all students.

Performance Objective 4: Provide support for all at-risk students to maintain or decrease student dropout rates.

Evaluation Data Sources: PEIMS data (ie: dropout rates)

Strategy 1 Details	Reviews			
Strategy 1: Identify and support students, according to McKinney Vento, that are homeless and utilize district resources in coordination with the homeless liaison. Strategy's Expected Result/Impact: Support students well being and academic success. Staff Responsible for Monitoring: State & Federal Programs	Formative			Summative
	Oct	Jan	Apr	June
				
Strategy 2 Details	Reviews			
Strategy 2: Identify and support students who are in foster care, in a military family or in the custody or care of the DFPS or has been referred to DFPS. Strategy's Expected Result/Impact: Support students well being and academic success. Staff Responsible for Monitoring: State & Federal Programs	Formative			Summative
	Oct	Jan	Apr	June
				
Strategy 3 Details	Reviews			
Strategy 3: Implement and support transition plans for DAEP students and students returning from JJAEP and psychiatric facilities. Strategy's Expected Result/Impact: Improve transition plans for students to ensure success by providing quality staff at DAEP Campus Staff Responsible for Monitoring: State & Federal Programs Funding Sources: DEAP Staff - 199 General Fund: SCE - \$90,000	Formative			Summative
	Oct	Jan	Apr	June
				






Strategy 4 Details	Reviews			
Strategy 4: Conduct personalized meetings with each student determined to be at-risk for dropping out to address potential barriers such as lack of housing, Internet access, work schedules, etc. Strategy's Expected Result/Impact: Improve student success and well being. Staff Responsible for Monitoring: State & Federal Programs	Formative			Summative
	Oct	Jan	Apr	June
Strategy 5 Details	Reviews			
Strategy 5: Identify and provide supports for all students who meet academic indicators for at-risk. Strategy's Expected Result/Impact: Improved targeted support with a district plan. Staff Responsible for Monitoring: State & Federal Programs	Formative			Summative
	Oct	Jan	Apr	June
No Progress Accomplished Continue/Modify Discontinue				

Goal 2: Jarrell ISD will implement systems to support the social/emotional and mental health challenges of all students.

Performance Objective 5: Develop and implement professional learning opportunities for staff targeting positive behavior supports.

Evaluation Data Sources: Professional Development opportunities
Discipline Records



Strategy 1 Details	Reviews			
Strategy 1: Increase professional learning opportunities for Positive Behavior Support Systems, including PBIS, Trauma-Informed Practices, Social/Emotional Learning, and Restorative Practices Strategy's Expected Result/Impact: Improve Tier 1 behavior strategies. Staff Responsible for Monitoring: Special Education	Formative			Summative
	Oct	Jan	Apr	June
Strategy 2 Details	Reviews			
Strategy 2: Ensure all staff members have participated in the Texas Behavior Support Initiative on-line training. Strategy's Expected Result/Impact: Improve understanding of Texas Behavior Support Initiative. Staff Responsible for Monitoring: Special Education	Formative			Summative
	Oct	Jan	Apr	June

Strategy 3 Details	Reviews			
Strategy 3: Provide support to campus administration and staff for positive behavior supports in the classroom. Strategy's Expected Result/Impact: Improve positive behavior support and understanding in the classroom. Staff Responsible for Monitoring: Special Education	Formative			Summative
	Oct	Jan	Apr	June
				
<div style="display: flex; justify-content: space-around; align-items: center;">  No Progress  Accomplished  Continue/Modify  Discontinue </div>				

Goal 3: Jarrell ISD will create a recruiting and retention plan.

Performance Objective 1: Provide a comprehensive staff development program for all staff to further thier professional growth in order to meet the needs of all students.

Evaluation Data Sources: Professional Development Staff Survey
 Courses Offerings for Professional Development

Strategy 1 Details	Reviews			
Strategy 1: Continue the implementation of the districts new-to-profession teacher mentoring program for each new teacher in his/her first year of teaching. Include strategies from Lead4ward New Teacher Induction program. Strategy's Expected Result/Impact: Increase teacher retention and support of first year teachers. Staff Responsible for Monitoring: Assistant Superintendent of Human Resources Teaching & Learning Instructional Coaches	Formative			Summative
	Oct	Jan	Apr	June
				
Strategy 2 Details	Reviews			
Strategy 2: Continue to enhance New Teacher Orientation to include professional development related to district priorities including high quality instructional practices, behavior support, PLCs, and character education. Strategy's Expected Result/Impact: Improve New Teacher Orientation to better meet the needs of district priorities. Staff Responsible for Monitoring: Teaching & Learning Instructional Coaches	Formative			Summative
	Oct	Jan	Apr	June
				






Strategy 3 Details	Reviews			
Strategy 3: Develop and improve the Summer Academy of Learning program to provide targeted professional development opportunities for all teachers. Strategy's Expected Result/Impact: Provide course opportunities to meet the needs of all teachers. Staff Responsible for Monitoring: Teaching & Learning Instructional Coaches	Formative			Summative
	Oct	Jan	Apr	June
Strategy 4 Details	Reviews			
Strategy 4: Support campus administrators and district leaders in developing quality targeted professional development for staff during back to school and school day professional development days Strategy's Expected Result/Impact: Ensure professional development is targeted and support district priorities. Staff Responsible for Monitoring: Teaching & Learning Instructional Coaches	Formative			Summative
	Oct	Jan	Apr	June
Strategy 5 Details	Reviews			
Strategy 5: Continue to enhance and utilize the JISD Professional Learning website to include a online professional learning on-demand resource center. Strategy's Expected Result/Impact: Improve communication about course offerings and teacher access to professional development. Staff Responsible for Monitoring: Teaching & Learning Instructional Coaches	Formative			Summative
	Oct	Jan	Apr	June
No Progress Accomplished Continue/Modify Discontinue				

Goal 3: Jarrell ISD will create a recruiting and retention plan.

Performance Objective 2: JISD will develop and implement programs that encourage and recognize employees to grow professionally

Evaluation Data Sources: Number of programs provided to staff.







Strategy 1 Details	Reviews			
Strategy 1: Maintain competitive stipends for bilingual teacher certified. Strategy's Expected Result/Impact: Increase teacher retention. Staff Responsible for Monitoring: Assistant Superintendent of Human Resources	Formative			Summative
	Oct	Jan	Apr	June

Strategy 2 Details	Reviews			
Strategy 2: Develop and implement the "Leadership Academy" program to recognize and promote teacher leaders in the district. Strategy's Expected Result/Impact: Promote teacher leaders and enhance understanding of leadership. Staff Responsible for Monitoring: Assistant Superintendent of Human Resources	Formative			Summative
	Oct	Jan	Apr	June
				
 No Progress  Accomplished  Continue/Modify  Discontinue				

Goal 3: Jarrell ISD will create a recruiting and retention plan.

Performance Objective 3: JISD leadership will expand recruitment efforts utilizing new technology and digital platforms and strategic attendance at regional job fair sites.

Evaluation Data Sources: Number of applicants.

Strategy 1 Details	Reviews			
Strategy 1: JISD will continue to strategically attend job fairs and continue providing in-district job fairs in order to recruit new employees. Strategy's Expected Result/Impact: Increase number of quality applicants. Staff Responsible for Monitoring: Assistant Superintendent of Human Resources	Formative			Summative
	Oct	Jan	Apr	June
				
Strategy 2 Details	Reviews			
Strategy 2: Human Resources will expand its presence on social media platforms to further increase recruiting efforts. Strategy's Expected Result/Impact: Increase number of quality applicants. Staff Responsible for Monitoring: Assistant Superintendent of Human Resources	Formative			Summative
	Oct	Jan	Apr	June
				
 No Progress  Accomplished  Continue/Modify  Discontinue				

Goal 3: Jarrell ISD will create a recruiting and retention plan.

Performance Objective 4: JISD will develop and implement an interviewing program that ensures hiring of highly qualified and diverse staff.

Evaluation Data Sources: Staff data








Strategy 1 Details	Reviews			
Strategy 1: Continue refining processes within the new employee onboarding digital program to increase efficiencies of new employees to the district. PowerSchool software systems. Will reduce data entry time and increase internal communication with key stakeholders regarding new and existing employees. Strategy's Expected Result/Impact: Improved processes. Staff Responsible for Monitoring: Assistant Superintendent of Human Resources	Formative			Summative
	Oct	Jan	Apr	June
Strategy 2 Details	Reviews			
Strategy 2: Implement the Applicant Tracking feature of PowerSchool to marry the application and onboarding processes to further increase HR efficiencies. Strategy's Expected Result/Impact: Improved processes. Staff Responsible for Monitoring: Assistant Superintendent of Human Resources	Formative			Summative
	Oct	Jan	Apr	June
Strategy 3 Details	Reviews			
Strategy 3: Continue to improve hiring processes. Provide clearer expectations for reference checks, interview questions, and interview processes and documentation. Strategy's Expected Result/Impact: Improved processes Staff Responsible for Monitoring: Assistant Superintendent of Human Resources	Formative			Summative
	Oct	Jan	Apr	June
No Progress Accomplished Continue/Modify Discontinue				

Goal 3: Jarrell ISD will create a recruiting and retention plan.

Performance Objective 5: JISD will create a Reimagine Education Committee with the Superintendent

Evaluation Data Sources: Committee data and survey


Strategy 1 Details	Reviews			
Strategy 1: Provide teachers and community members an opportunity to provide input and support in the districts approach to providing public education. Strategy's Expected Result/Impact: Improve input about current reality for public education. Staff Responsible for Monitoring: Superintendent	Formative			Summative
	Oct	Jan	Apr	June






Strategy 2 Details	Reviews			
Strategy 2: Refine the process of professional development and support teachers receive in the district. Strategy's Expected Result/Impact: Collect feedback from committee to ensure professional development and support for teachers is effective. Staff Responsible for Monitoring: Superintendent	Formative			Summative
	Oct	Jan	Apr	June
				
Strategy 3 Details	Reviews			
Strategy 3: Analyze innovative approaches to teachers workdays and workloads. Strategy's Expected Result/Impact: Rethink our approach to traditional methods of public education. Staff Responsible for Monitoring: Superintendent	Formative			Summative
	Oct	Jan	Apr	June
				
Strategy 4 Details	Reviews			
Strategy 4: Create a plan to enhance teacher enjoyment for working for JISD. Strategy's Expected Result/Impact: Improve teacher morale and enjoyment for working. Staff Responsible for Monitoring: Superintendent	Formative			Summative
	Oct	Jan	Apr	June
				
 No Progress  Accomplished  Continue/Modify  Discontinue				

Goal 3: Jarrell ISD will create a recruiting and retention plan.

Performance Objective 6: Provide scheduled and consistent time, structure, and guidance for professional collaboration for all teachers.

Evaluation Data Sources: PLC data
Culture survey

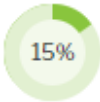

Strategy 1 Details	Reviews			
Strategy 1: Support the development of Professional Learning Communities through providing scheduled uninterrupted focus and time during the scheduled workday for teachers to collaborate and discuss best instructional practices. Strategy's Expected Result/Impact: Improve instructional practices and teacher collaboration. Staff Responsible for Monitoring: Teaching & Learning Campus Principals	Formative			Summative
	Oct	Jan	Apr	June
				







Strategy 2 Details	Reviews			
Strategy 2: Provide time during in-service for vertical alignment and instructional planning conversations. Strategy's Expected Result/Impact: Improved teacher collaboration. Staff Responsible for Monitoring: Teaching & Learning Campus Principals	Formative			Summative
	Oct	Jan	Apr	June
				
<div style="display: flex; justify-content: space-around; align-items: center;">  No Progress  Accomplished  Continue/Modify  Discontinue </div>				

Goal 4: Jarrell ISD will accurately forecast the growth to allow the management of infrastructure, facilities and technology.

Performance Objective 1: JISD will develop and implement the following Operations Plans: District Technology Plan and Refresh, District Maintenance Plan, District Transportation Plan, Facilities Plan.

Evaluation Data Sources: PEIMS data
demographic reports






Strategy 1 Details	Reviews			
Strategy 1: Transportation assets will be evaluated periodically and recommended for surplus/replacement as necessary Strategy's Expected Result/Impact: Safe and reliable assets for pupil transportation as well as more efficient operations assets to reduce operating costs, thereby creating more instructional resources. Staff Responsible for Monitoring: Director of Operations	Formative			Summative
	Oct	Jan	Apr	June
				
Strategy 2 Details	Reviews			
Strategy 2: Continuous monitoring of facilities to ensure safe and efficient operations. Strategy's Expected Result/Impact: Results will provide a forecast model for building necessities as the district continues to grow. Staff Responsible for Monitoring: Director of Operations	Formative			Summative
	Oct	Jan	Apr	June
				

Strategy 3 Details	Reviews			
Strategy 3: JISD will monitor admissions to determine the addition of grade level sections. Strategy's Expected Result/Impact: Will decrease the class size in order to provide more individual instruction time. Staff Responsible for Monitoring: Assistant Superintendent of Human Resources Chief Financial Officer (CFO) PEIMS Coordinator	Formative			Summative
	Oct	Jan	Apr	June
Strategy 4 Details	Reviews			
Strategy 4: Create policies and procedures for an inventory system to ensure we are keeping track and utilizing all purchases concerning resources used for curriculum, instruction and assessment (textbooks, online resources, district and campus purchases - both local and federal) Strategy's Expected Result/Impact: Stronger alignment and accountability of resources/supplies district-wide -Stronger alignment with purchasing for Instructional Materials Allotment, Local Funds and Federal Funds Staff Responsible for Monitoring: Chief Financial Officer Teaching & Learning	Formative			Summative
	Oct	Jan	Apr	June
				
 No Progress  Accomplished  Continue/Modify  Discontinue				

Goal 4: Jarrell ISD will accurately forecast the growth to allow the management of infrastructure, facilities and technology.

Performance Objective 2: JISD will maintain a Fund Balance Days on Hand amount that exceeds 90 Days.






Evaluation Data Sources: District accounting records

Strategy 1 Details	Reviews			
Strategy 1: The CFO will monitor revenues and expenditures to ensure targets are met Strategy's Expected Result/Impact: Provides long-term stability for the future of JISD Staff Responsible for Monitoring: CFO, Accounting staff	Formative			Summative
	Oct	Jan	Apr	June
				
 No Progress  Accomplished  Continue/Modify  Discontinue				

Goal 4: Jarrell ISD will accurately forecast the growth to allow the management of infrastructure, facilities and technology.

Performance Objective 3: Restructure Operations (Maintenance/Custodial/Grounds) to allow growth and more accountability.

Evaluation Data Sources: Facilities evaluation
Inventory system

Strategy 1 Details	Reviews			
<p>Strategy 1: Create an Inventory system to keep better track of available inventory</p> <p>Strategy's Expected Result/Impact: Over all, will save money and hold employees more accountable towards inventory. More materials will be on-hand and services can be completed in a more timely manner. Department will be able to provide more efficient services.</p> <p>Staff Responsible for Monitoring: Director of Operations</p>	Formative			Summative
	Oct	Jan	Apr	June
				
<p style="text-align: center;">  No Progress  Accomplished  Continue/Modify  Discontinue </p>				





Goal 4: Jarrell ISD will accurately forecast the growth to allow the management of infrastructure, facilities and technology.

Performance Objective 4: Establish a comprehensive system of updating the technology infrastructure to meet the needs of future ready learning for all stakeholders.

Evaluation Data Sources: Technology plan
Audits
Surveys
Service records

Strategy 1 Details	Reviews			
<p>Strategy 1: Maintain and expand technology infrastructure to support digital technology for teaching and learning</p> <p>Strategy's Expected Result/Impact: Students and staff will experience an increase in internet connectivity to ensure access to web based applications for educational purposes.</p> <p>Staff Responsible for Monitoring: Executive Director of Technology</p>	Formative			Summative
	Oct	Jan	Apr	June
Strategy 2 Details	Reviews			
<p>Strategy 2: Survey teachers in order to determine classroom technology priorities.</p> <p>Strategy's Expected Result/Impact: Google forms, principals' meeting</p> <p>Staff Responsible for Monitoring: Executive Director of Technology</p>	Formative			Summative
	Oct	Jan	Apr	June

Strategy 3 Details	Reviews			
Strategy 3: Implement Essential Technology TEKS Standards for every classroom Strategy's Expected Result/Impact: Classroom inventory and set campus standards Staff Responsible for Monitoring: Executive Director of Technology	Formative			Summative
	Oct	Jan	Apr	June
Strategy 4 Details	Reviews			
Strategy 4: Create a comprehensive technology hardware/software refresh schedule Strategy's Expected Result/Impact: Use technology plan to evaluate inventory and schedule purchases Staff Responsible for Monitoring: Executive Director of Technology	Formative			Summative
	Oct	Jan	Apr	June
Strategy 5 Details	Reviews			
Strategy 5: Present a State of the District Technology/Strategic Planning Update report to the School Board once a year. Strategy's Expected Result/Impact: School Board meeting presentation Staff Responsible for Monitoring: Executive Director of Technology	Formative			Summative
	Oct	Jan	Apr	June
Strategy 6 Details	Reviews			
Strategy 6: Enhance current Technology Department knowledge and ongoing professional development as it pertains to Jarrell ISD Strategy's Expected Result/Impact: Attendance of workshops, conferences, certification courses Staff Responsible for Monitoring: Executive Director of Technology	Formative			Summative
	Oct	Jan	Apr	June
Strategy 7 Details	Reviews			
Strategy 7: Evaluate technology plan annually and make changes as needed Strategy's Expected Result/Impact: Host meetings to gain insight of campus and district needs. Staff Responsible for Monitoring: Executive Director of Technology	Formative			Summative
	Oct	Jan	Apr	June
Strategy 8 Details	Reviews			
Strategy 8: Allocate a yearly budget dedicated to supporting the expansion of new and relevant digital technology. Strategy's Expected Result/Impact: The district will see an increase in hardware available for instructional purposes. Staff Responsible for Monitoring: Executive Director of Technology	Formative			Summative
	Oct	Jan	Apr	June

Strategy 9 Details	Reviews			
Strategy 9: Make available to every student and teacher access to compatible technology devices for teaching and learning Strategy's Expected Result/Impact: Campuses will see an increase in the number of devices available to students for instructional delivery. Staff Responsible for Monitoring: Executive Director of Technology	Formative			Summative
	Oct	Jan	Apr	June
Strategy 10 Details	Reviews			
Strategy 10: Adopt Cyber Security Policies to protect student learning and information. Meet compliance standards set forth by TEA. Strategy's Expected Result/Impact: Upgrade antivirus protection, content filter, and firewall Staff Responsible for Monitoring: Executive Director of Technology	Formative			Summative
	Oct	Jan	Apr	June
Strategy 11 Details	Reviews			
Strategy 11: Expand Data Center infrastructure to support adopted digital resources and provide secure access to internet services Strategy's Expected Result/Impact: Purchase and replace aging servers and switches to support district growth Staff Responsible for Monitoring: Executive Director of Technology	Formative			Summative
	Oct	Jan	Apr	June
Strategy 12 Details	Reviews			
Strategy 12: Narrow the Digital Divide to provide internet and computer access to students that do not have internet Strategy's Expected Result/Impact: Ensure that all students have access to computer devices and Internet Staff Responsible for Monitoring: Executive Director of Technology	Formative			Summative
	Oct	Jan	Apr	June
Strategy 13 Details	Reviews			
Strategy 13: Create a Parent support helpline. Strategy's Expected Result/Impact: Processes in place for telephone and in-person support on the use of devices. Staff Responsible for Monitoring: Executive Director of Technology	Formative			Summative
	Oct	Jan	Apr	June
 No Progress  Accomplished  Continue/Modify  Discontinue				

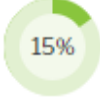

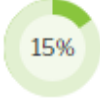
Goal 5: JISD stakeholders will build a community that is safe, respectful and responsible (SR2).







Performance Objective 1: JISD will partner with local agencies and implement best practices to ensure the safety and health of students and staff.

Evaluation Data Sources: Office logs
Audits

Meeting agendas
 Communication records
 professional development

Summative Evaluation: Some progress made toward meeting Objective

Strategy 1 Details	Reviews			
<p>Strategy 1: Conduct and record internal safety audits of our schools and facilities. Strategy's Expected Result/Impact: Main office logs and digital reporting dock systems. Feedback audits will refine and establish corrective measures to best prepare our emergency response protocols. Staff Responsible for Monitoring: Assistant Superintendent Director of Operations</p>	Formative			Summative
	Oct	Jan	Apr	June
				
Strategy 2 Details	Reviews			
<p>Strategy 2: Work with the City of Jarrell emergency responders to ensure reaction readiness in the event of different emergency scenarios. Work with city officials in developing a comprehensive and cohesive emergency situation response plan to prepare for each campus. Strategy's Expected Result/Impact: Enhanced and updated digital maps will enhance communication and preparedness. Emergency response campus kits. Reunification boxes labeled for use and immediate deployment in the event of a facility emergency. Staff Responsible for Monitoring: Assistant Superintendent Director of Operations</p>	Formative			Summative
	Oct	Jan	Apr	June
				
Strategy 3 Details	Reviews			
<p>Strategy 3: JISD Admin will provide SR2 training to all staff to improve behavior support systems Strategy's Expected Result/Impact: Aligned behavior expectations and supports will provide students with a safe learning environment. Staff Responsible for Monitoring: Director of Operations Special Education Campus Principals</p>	Formative			Summative
	Oct	Jan	Apr	June
Strategy 4 Details	Reviews			
<p>Strategy 4: JISD Health Services Department has provided Under The Influence Training to the campus nurses and select campus administrators. Strategy's Expected Result/Impact: Staff will be able to identify and screen students for being under the influence of controlled substance which will keep the student safe as well as other students. Staff Responsible for Monitoring: Assistant Superintendent Director of Operations</p>	Formative			Summative
	Oct	Jan	Apr	June
				






Strategy 5 Details	Reviews			
<p>Strategy 5: JISD Health Services Department will provide Stop The Bleed Training to all health services staff and other select district staff members. Lead Nurse will be qualified to Train The Trainers within JISD employees in the future.</p> <p>Strategy's Expected Result/Impact: Staff will be able to provide life saving measures in the event of a severe bleeding trauma. Staff will be awarded a certificate of completion and serve on an emergency response team.</p> <p>Staff Responsible for Monitoring: Assistant Superintendent Director of Operations District Nurses</p>	Formative			Summative
	Oct	Jan	Apr	June
				
Strategy 6 Details	Reviews			
<p>Strategy 6: Implementation of Student Check in/Out on to buses and CPR Training for all staff at Transportation</p> <p>Strategy's Expected Result/Impact: Students getting on and off the correct bus and address, monitored daily through program data reports (SMART TAGS system) Sign in logs, certificate indicating completion of training.</p> <p>Staff Responsible for Monitoring: Assistant Superintendent Director of Operations</p>	Formative			Summative
	Oct	Jan	Apr	June
				
 No Progress  Accomplished  Continue/Modify  Discontinue				

Goal 5: JISD stakeholders will build a community that is safe, respectful and responsible (SR2).

Performance Objective 2: JISD will increase the methods and frequency of district communications and recognitions of students and staff to families and the community.

Evaluation Data Sources: Data reports
Campus website usage
communications with public
social media presence

Strategy 1 Details	Reviews			
<p>Strategy 1: Continued enhancement of our district and campus websites through school messenger. Continue to offer training seminars for campus web leads.</p> <p>Strategy's Expected Result/Impact: Contracted service provides refresh data reports in monitoring the four campus websites</p> <p>Staff Responsible for Monitoring: Director of Communications</p>	Formative			Summative
	Oct	Jan	Apr	June

Strategy 2 Details	Reviews			
<p>Strategy 2: Continue Weekly "Cougar News" composed of important events, student staff highlights and other information for Jarrell families.</p> <p>Strategy's Expected Result/Impact: Enhanced and increased communication to our general public. Program inventories an open and read rate on each weekly communication.</p> <p>Staff Responsible for Monitoring: Director of Communications</p>	Formative			Summative
	Oct	Jan	Apr	June
Strategy 3 Details	Reviews			
<p>Strategy 3: Increase the focus on pushing out student and staff celebrations on district platforms (district and campus websites, social media platforms, superintendent videos and weekly newsletters)</p> <p>Strategy's Expected Result/Impact: Increased pride in the students and staff within Jarrell ISD.</p> <p>Staff Responsible for Monitoring: Director of Communications</p>	Formative			Summative
	Oct	Jan	Apr	June
Strategy 4 Details	Reviews			
<p>Strategy 4: Model cultural expectations through continuous learning and book studies</p> <p>Strategy's Expected Result/Impact: Provide other staff with a clearer understanding of what positive culture and high-functioning teams look like by modeling learning, leadership, collaboration, etc..</p> <p>Staff Responsible for Monitoring: Superintendent</p>	Formative			Summative
	Oct	Jan	Apr	June
Strategy 5 Details	Reviews			
<p>Strategy 5: Develop and send a Needs Assessment Survey to all stakeholders.</p> <p>Strategy's Expected Result/Impact: Collect data for district needs.</p> <p>Staff Responsible for Monitoring: Director of Communications</p>	Formative			Summative
	Oct	Jan	Apr	June
				
<div style="display: flex; justify-content: space-around; align-items: center;"> <div style="text-align: center;">  No Progress </div> <div style="text-align: center;">  Accomplished </div> <div style="text-align: center;">  Continue/Modify </div> <div style="text-align: center;">  Discontinue </div> </div>				

District Funding Summary

199 General Fund: SCE					
Goal	Objective	Strategy	Resources Needed	Account Code	Amount
1	1	6	Interventionist Support		\$310,000.00
1	2	1	Amplify mCLASS (Grades 3-5 at Igo and JES)		\$14,438.00
1	2	2	Amplify Reading (Grades 3-5 at Igo and JES)		\$15,719.00
1	2	3	Heggerty (Phonemic Awareness Curriculum)		\$587.74
1	2	3	Academic Therapy Publications (Decodable Readers)		\$3,930.85
1	3	1	iStation Math		\$10,503.00
1	3	4	Explore Learning (Reflex Math and Frax)		\$6,831.00
1	5	1	Imagine Espanol (Grades PK-2 Bilingual)		\$15,000.00
2	4	3	DEAP Staff		\$90,000.00
Sub-Total					\$467,009.59
211 Title I, Part A					
Goal	Objective	Strategy	Resources Needed	Account Code	Amount
1	1	6	Reading Interventionist (Igo and JES)		\$120,000.00
Sub-Total					\$120,000.00
263 Title III, LEP					
Goal	Objective	Strategy	Resources Needed	Account Code	Amount
1	5	4	Bilingual ESL Student Support Specialist		\$35,000.00
Sub-Total					\$35,000.00
Grand Total Budgeted					\$0.00
Grand Total Spent					\$622,009.59
+/- Difference					-\$622,009.59